

ABALONE

Licence: An abalone licence is required to take abalone.

You must be 10 years or older to hold an abalone licence

You cannot take abalone on behalf of another licence holder.

Size limits:

Please note that recreational and commercial size limits may not be the same.

Blacklip abalone

Arthur River east to Musselroe Point:
120mm

Other waters: 138mm

Greenlip abalone

Montagu east to Bridport: 132mm

Other waters: 145mm

Daily bag limit:

Eastern Region: 5 abalone

Western Region: 10 abalone

Possession limit:

Statewide: 10 abalone

Boat limit:

Eastern Region: 25 abalone

Western Region: no boat limit

Non-licensed possession limit:

On land: 2 abalone

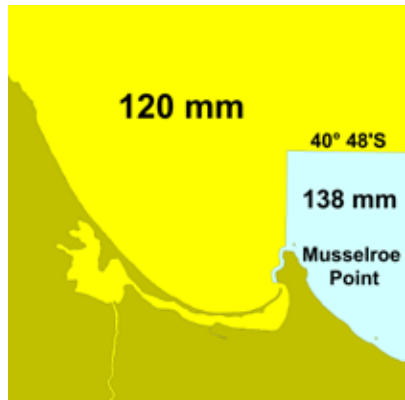
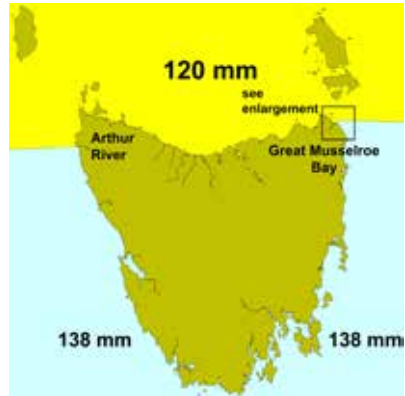
On state waters: 0 abalone

Child under 10: 0 abalone

Season: open all year

Eating abalone safely: see page 50

Blacklip Size Limits



Blacklip abalone



Get a free abalone multi gauge from Service Tasmania.

Greenlip Size Limits



Greenlip abalone

Abalone Regions

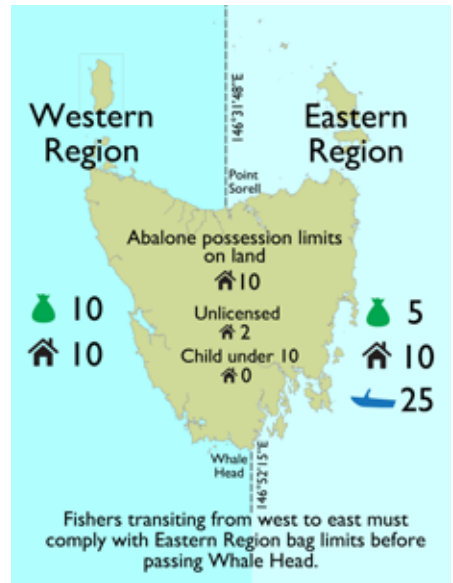
Western Region: Waters and islands westward of Point Sorell and Whale Head.

Eastern Region: Waters and islands eastward of Point Sorell and Whale Head.

The line separating the Regions applies to State waters. It does not extend through mainland Tasmania.

Bag and possession limits

Regional bag and boat limits apply for abalone. Catch limits are a combined total for both species of abalone.



- If you are on Eastern Region waters with more than the daily bag limit you must prove you have fished for more than one day eg. an extended or overnight trip.
- A child under 10 cannot possess abalone. Any abalone held by a child are deemed to be in the possession of the supervising adult.

ABALONE

Measuring Abalone

- Abalone are measured across the widest part of the shell.



- **You must carry a measuring device while taking abalone.**
- Measure the abalone before detaching it where possible as abalone that have been cut may die.
- Immediately replace undersize abalone.
- **Highgrading your catch is not allowed – see page 30**

Measuring tools

An abalone measuring device must be either:

- A Vernier calliper; or
- A gauge, knife or abalone iron with prominent markings or extended prongs that indicates the minimum size limits for abalone.

Abalone tools

Only the following tools can be used to take abalone:

- A commercially manufactured knife with a blade not less than 18mm wide excluding that part of the blade that is within 50mm of the tip;



- An abalone iron that is a broadly flat-bladed, chisel-like lever not less than 18mm in width.

This does not apply to Aborigines engaged in an Aboriginal activity.

Shucking and Eating Abalone

You can shuck (remove from shell) and eat one abalone per licence holder at sea. The shell must be retained and brought ashore. This abalone is included in your daily bag limit.

All other abalone must be brought ashore above the high water mark before shucking.

No night fishing

You cannot take abalone between sunset and sunrise.

Area Restrictions

Northern Bass Strait Waters

You can take abalone within 50 metres of the shore of any island in Northern Bass Strait Waters but abalone cannot be taken or possessed elsewhere in the area. This restriction aims to limit the risks associated with the spread of Abalone Viral Ganglionneuritis. See page 48..

Recreationally caught abalone cannot be on board any vessels other than commercial trading vessels in the Northern Bass Strait Waters area unless within 50 metres of the shore of any land.

